

1705951-1 ✓ ACTIVE

Alcoswitch SE


TE Internal #: 1705951-1

RJ45 Connectors, RJ45, Single Port, 1 x 1, RJ Type Jacks & Plugs, Standard Connector Contact Density, Jack, Cat 3, Alcoswitch SE

[View on TE.com >](#)



Connectors > Modular Jacks & Plugs > RJ45 Connectors



Modular Jack & Plug Interface Type: **RJ45**

Port Configuration: **Single Port**

Port Matrix Configuration: **1 x 1**

Modular Jacks & Plugs Products: **RJ Type Jacks & Plugs**

Connector Contact Density: **Standard**

Features

Product Type Features

| | |
|------------------------------------|-----------------------|
| Connector Product Type | Connector Assembly |
| Modular Jack & Plug Interface Type | RJ45 |
| Modular Jacks & Plugs Products | RJ Type Jacks & Plugs |
| Modular Connector Style | Jack |
| Grounding Options | None |
| Connector & Contact Terminates To | Printed Circuit Board |

Configuration Features

| | |
|----------------------------|-------------|
| Status Indicator Type | None |
| Port Configuration | Single Port |
| Port Matrix Configuration | 1 x 1 |
| Connector Contact Density | Standard |
| Number of Positions | 8 |
| Number of Loaded Positions | 8 |
| PCB Mount Orientation | Right Angle |

Body Features



| | |
|--------------------------------|-----------------------|
| Modular Jack Latch Orientation | Standard - Latch Down |
| Connector Profile | Standard |

Contact Features

| | |
|--|--|
| Contact Underplating Material | Nickel |
| PCB Contact Termination Area Plating Material | Tin |
| Contact Current Rating (Max) | 1.5 A |
| Contact Mating Area Plating Material | Gold |
| Contact Base Material | Phosphor Bronze |
| Contact Mating Area Plating Material Thickness | .36 μm [15 μin] |

Termination Features

| | |
|---|-----------------------|
| Termination Method to Printed Circuit Board | Through Hole - Solder |
| Termination Post & Tail Length | 3 mm[.118 in] |

Mechanical Attachment

| | |
|-------------------------|-------------|
| Panel Mount Feature | Without |
| Connector Mounting Type | Board Mount |

Housing Features

| | |
|-----------------------|-----------------|
| Mating Entry Location | Side |
| Centerline (Pitch) | 1.02 mm[.04 in] |
| Housing Color | Black |
| Housing Material | PBT |

Dimensions

| | |
|-----------------------------|------------------|
| PCB Thickness (Recommended) | 1.6 mm[.063 in] |
| Connector Height | 11.5 mm[.453 in] |

Usage Conditions

| | |
|-----------------------------|----------------------------|
| Operating Temperature Range | -40 – 105 °C[-40 – 221 °F] |
|-----------------------------|----------------------------|

Operation/Application

| | |
|---------------------|--------|
| Shielded | No |
| Circuit Application | Signal |

Industry Standards

| | |
|------------------------|----------|
| UL Flammability Rating | UL 94V-0 |
| Performance Category | Cat 3 |

Packaging Features

| | |
|--------------------|------|
| Packaging Quantity | 700 |
| Packaging Method | Reel |

Product Compliance

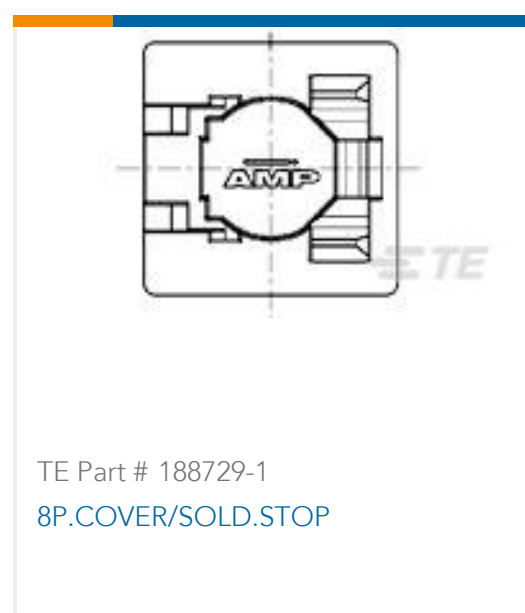
[For compliance documentation, visit the product page on TE.com>](#)

| | |
|---|---|
| EU RoHS Directive 2011/65/EU | Compliant |
| EU ELV Directive 2000/53/EC | Compliant |
| China RoHS 2 Directive MIIT Order No 32, 2016 | No Restricted Materials Above Threshold |
| EU REACH Regulation (EC) No. 1907/2006 | Current ECHA Candidate List: JUNE 2022 (224) Candidate List Declared Against: JUNE 2022 (224) Does not contain REACH SVHC |
| Halogen Content | Not Low Halogen - contains Br or Cl > 900 ppm. |
| Solder Process Capability | Wave solder capable to 265°C |

Product Compliance Disclaimer

This information is provided based on reasonable inquiry of our suppliers and represents our current actual knowledge based on the information they provided. This information is subject to change. The part numbers that TE has identified as EU RoHS compliant have a maximum concentration of 0.1% by weight in homogenous materials for lead, hexavalent chromium, mercury, PBB, PBDE, DBP, BBP, DEHP, DIBP, and 0.01% for cadmium, or qualify for an exemption to these limits as defined in the Annexes of Directive 2011/65/EU (RoHS2). Finished electrical and electronic equipment products will be CE marked as required by Directive 2011/65/EU. Components may not be CE marked. Additionally, the part numbers that TE has identified as EU ELV compliant have a maximum concentration of 0.1% by weight in homogenous materials for lead, hexavalent chromium, and mercury, and 0.01% for cadmium, or qualify for an exemption to these limits as defined in the Annexes of Directive 2000/53/EC (ELV). Regarding the REACH Regulation, the information TE provides on SVHC in articles for this part number is based on the latest European Chemicals Agency (ECHA) 'Guidance on requirements for substances in articles' posted at this URL: <https://echa.europa.eu/guidance-documents/guidance-on-reach>

Compatible Parts



Also in the Series | [Alcoswitch SE](#)



Printable Tubing(3)



RJ14 Connectors(4)




RJ22 Connectors(2)



RJ25 Connectors(5)



RJ45 Connectors(9)



Slide Switches(5)

Documents

Product Drawings

[Modular Jack SE, 8/8, Gold flash](#)

English

CAD Files

Customer View Model

[ENG_CVM_CVM_1705951-1_B.2d_dxf.zip](#)

English

[3D PDF](#)

3D

Customer View Model

[ENG_CVM_CVM_1705951-1_B.3d_igs.zip](#)

English

Customer View Model

[ENG_CVM_CVM_1705951-1_B.3d_stp.zip](#)

English

By downloading the CAD file I accept and agree to the [Terms and Conditions](#) of use.

Product Specifications

[Crimping Drawer Connector Contacts](#)

English

[Application Specification](#)

English

Product Environmental Compliance

[MD_1705951-1_040320181251_dmtec](#)

English

1705951-1

RJ45 Connectors, RJ45, Single Port, 1 x 1, RJ Type Jacks & Plugs, Standard Connector Contact Density, Jack, Cat 3, Alcoswitch SE



[MD_1705951-1_040320181251_dmtec](#)

English